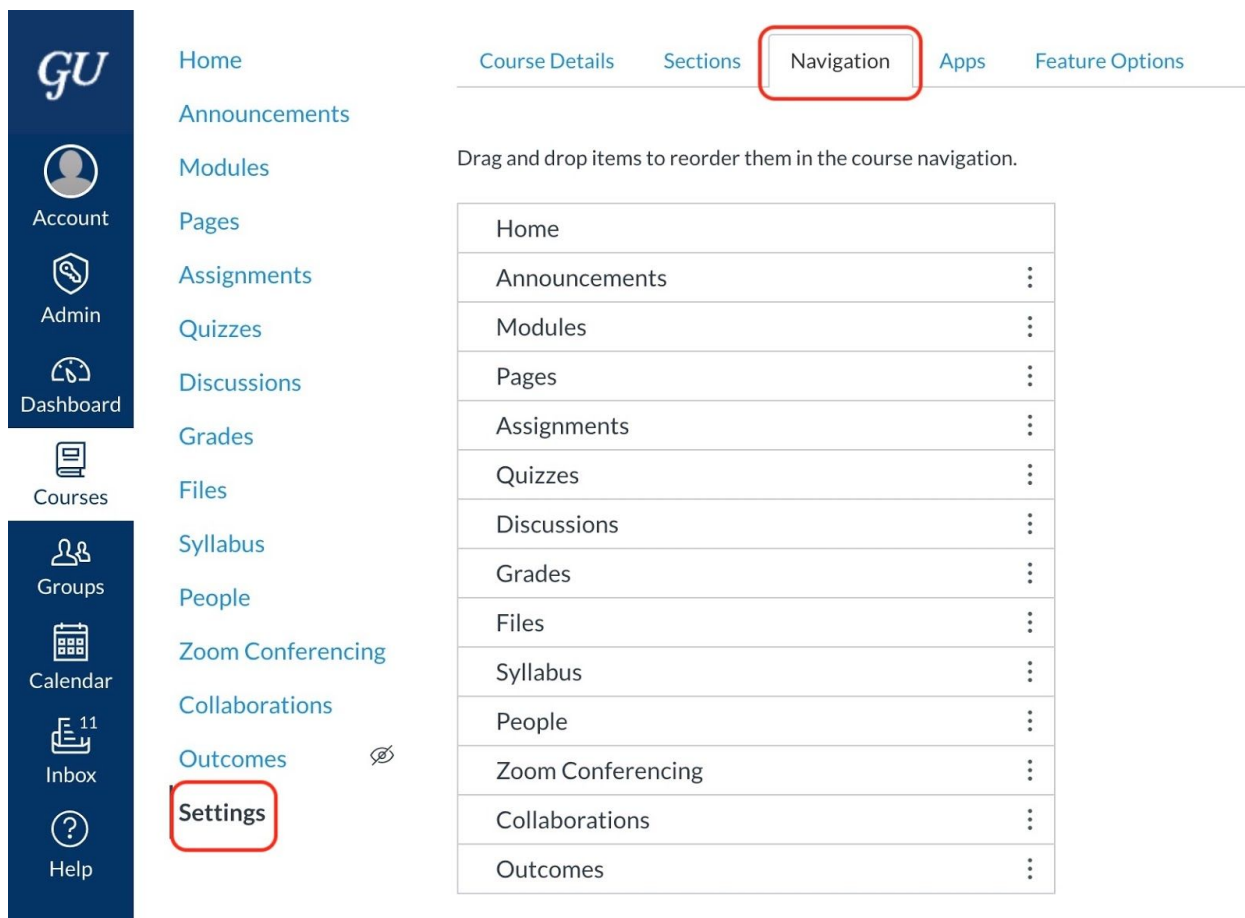


## Enabling Proctorio in Your Canvas Course

Proctorio is an online proctoring tool that works as a monitoring tool for your Canvas quizzes. Follow these steps to get started:

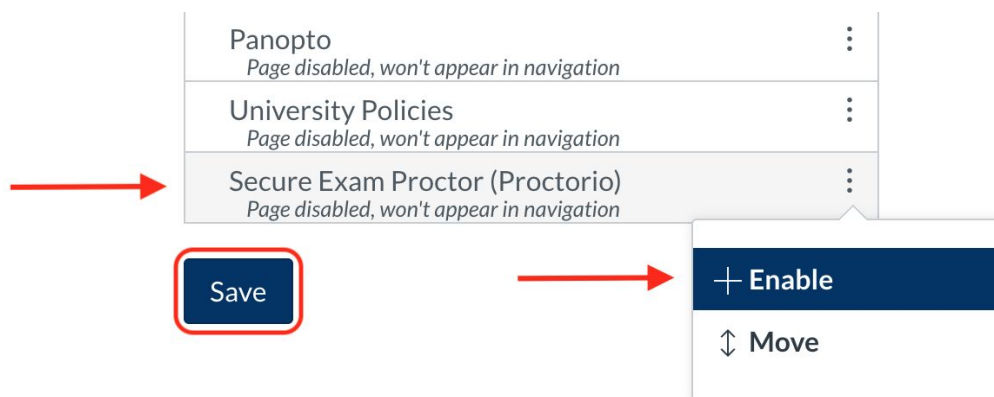
1. Open the Chrome browser application ([download Chrome](#) if needed). Proctorio requires both instructors and students to be on Chrome.
2. Log in to [Canvas](#) and navigate to your course site.
3. Click on **Settings** in your course menu and select the **Navigation** tab.



The screenshot shows the Canvas LMS interface. On the left is a dark blue sidebar with icons for Account, Admin, Dashboard, Courses, Groups, Calendar, Inbox, and Help. The 'Settings' option is highlighted with a red box. In the top navigation bar, the 'Navigation' tab is also highlighted with a red box. The main content area shows a list of items to be reordered in the course navigation:

Home	
Announcements	⋮
Modules	⋮
Pages	⋮
Assignments	⋮
Quizzes	⋮
Discussions	⋮
Grades	⋮
Files	⋮
Syllabus	⋮
People	⋮
Zoom Conferencing	⋮
Collaborations	⋮
Outcomes	⋮

4. Scroll down to find **Secure Exam Proctor (Proctorio)** in the lower list of navigation items, click on the three dots to the right of the item and select **Enable**. Then click the **Save** button.



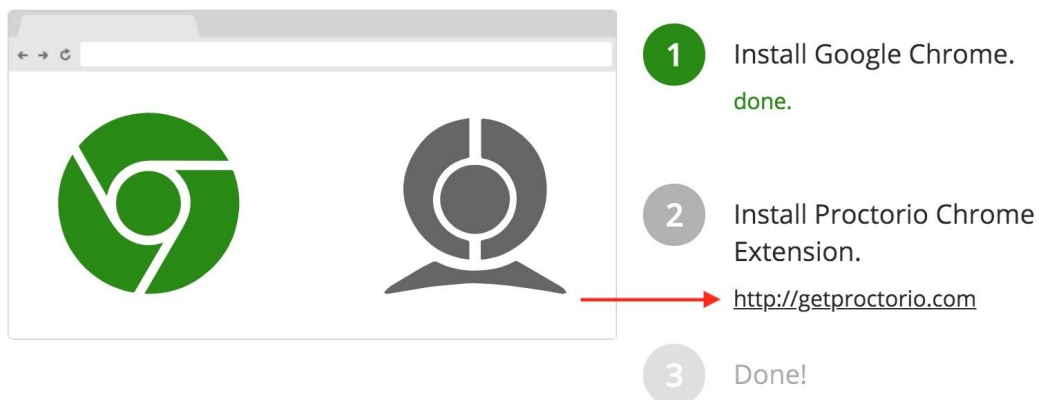
5. Click on **Secure Exam Proctor (Proctorio)** in the course menu. If it doesn't appear, try refreshing the browser window.

Note: If you already have the Proctorio Chrome extension installed (e.g., you installed Proctorio in another course site), Secure Exam Proctor (Proctorio) won't show up in your Canvas course menu. You can skip the steps below and go to [set up a Canvas quiz with Proctorio](#).

6. Install the Proctorio Chrome extension by clicking on the **getproctorio.com** link.

## Proctorio *Chrome Extension*

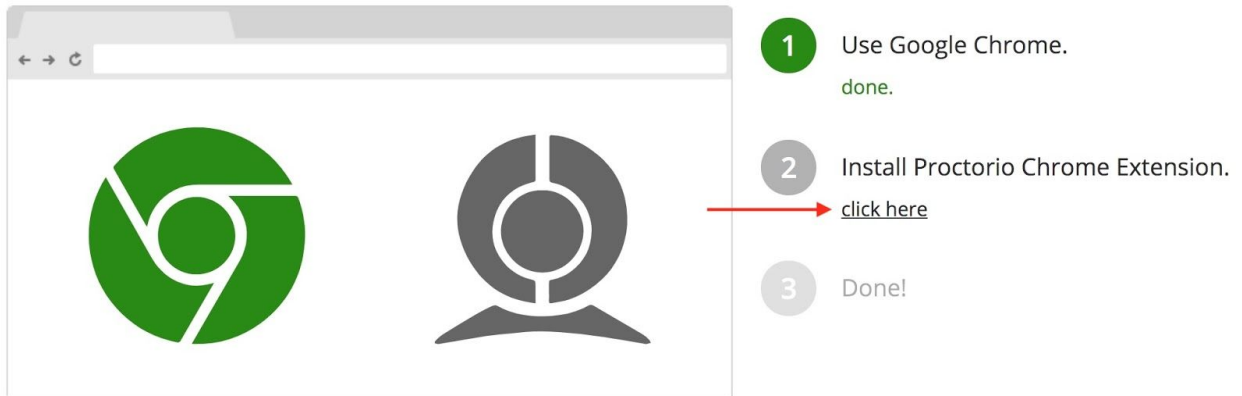
This course requires you to install an extension into your browser.



7. In the new window, click on the link to install the Proctorio Chrome Extension.

## Proctorio *Chrome Extension*

This course requires you to install an extension into your browser.



8. In the new window, click on **Add to Chrome**.



## Proctorio

Offered by: [proctorio.com](https://proctorio.com)

★★★★★ 355

[Accessibility](#)



400,000+  
users

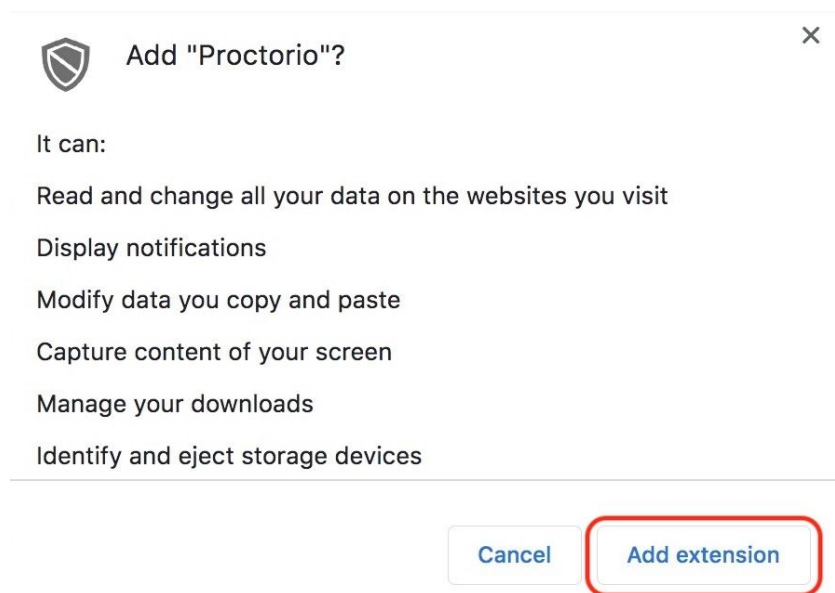


Offers in-app purchases

**Add to Chrome**



9. Click **Add extension**. You will receive a message to Turn on Sync (this is optional).



10. You are done! Note: When you return to your Canvas course, **Secure Exam Proctor (Proctorio)** will no longer be visible in your course menu.

Note: To install Proctorio in another Canvas course site, go to that Canvas site and complete steps 3 and 4 (you won't reinstall the Proctorio extension).